

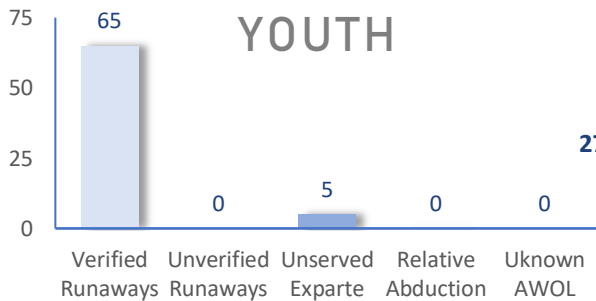
The following statistics show the status and demographics of absent Kansas foster youth and track DCF's successful recovery efforts.

RECOVERED YOUTH

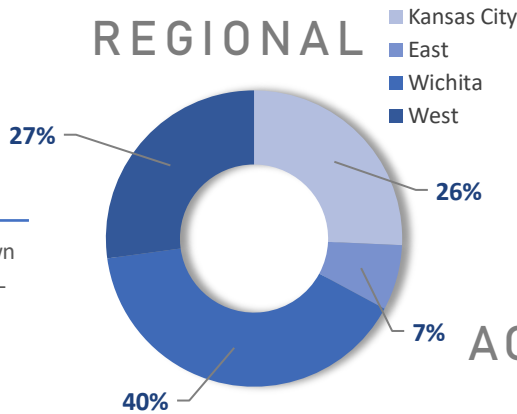


*A youth may be recovered more than once per month.

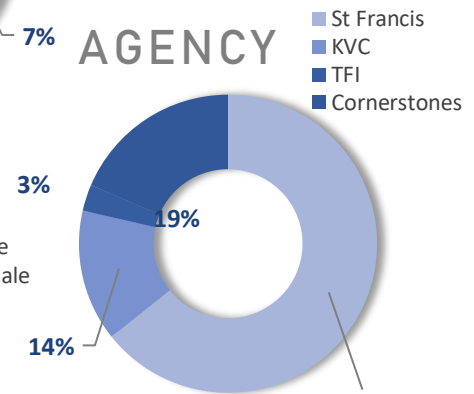
CURRENT AWOL YOUTH



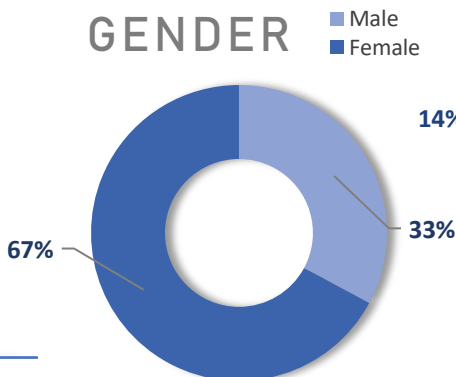
REGIONAL



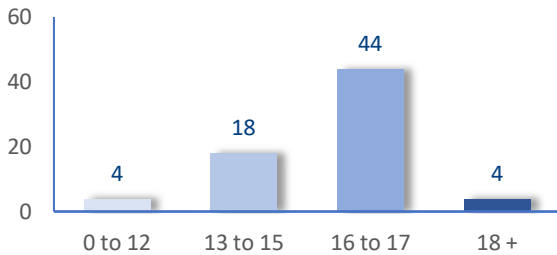
AGENCY



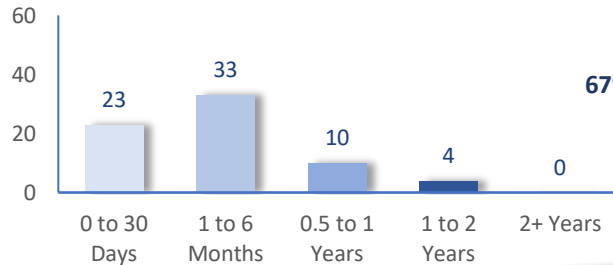
GENDER



AGE



TIME



DAILY AWOL YOUTH

2022

| June | | July | | August | | September | |
|------|--------|------|--------|--------|--------|-----------|--------|
| DATE | # AWOL | DATE | # AWOL | DATE | # AWOL | DATE | # AWOL |
| 1 | 70 | 1 | 71 | 1 | 74 | 1 | 69 |
| 2 | 68 | 5 | 69 | 2 | 72 | 2 | 66 |
| 3 | 71 | 6 | 72 | 3 | 71 | 6 | 70 |
| 6 | 72 | 7 | 69 | 4 | 72 | 7 | 70 |
| 7 | 74 | 8 | 67 | 5 | 72 | 8 | 70 |
| 8 | 72 | 11 | 70 | 8 | 72 | 9 | |
| 9 | 73 | 12 | 70 | 9 | 71 | 12 | |
| 10 | 72 | 13 | 69 | 10 | 67 | 13 | |
| 13 | 70 | 14 | 67 | 11 | 64 | 14 | |
| 14 | 76 | 15 | 65 | 12 | 63 | 15 | |
| 15 | 75 | 18 | 63 | 15 | 62 | 16 | |
| 16 | 73 | 19 | 66 | 16 | 63 | 19 | |
| 17 | 74 | 20 | 66 | 17 | 63 | 20 | |
| 20 | 76 | 21 | 66 | 18 | 64 | 21 | |
| 21 | 76 | 22 | 63 | 19 | 64 | 22 | |
| 22 | 78 | 25 | 69 | 22 | 66 | 23 | |
| 23 | 69 | 26 | 69 | 23 | 68 | 26 | |
| 24 | 67 | 27 | 72 | 24 | 66 | 27 | |
| 27 | 67 | 28 | 72 | 25 | 69 | 28 | |
| 28 | 68 | 29 | 70 | 26 | 68 | 29 | |
| 29 | 72 | | | 29 | 69 | 30 | |
| 30 | 72 | | | 30 | 66 | | |
| | | | | 31 | 70 | | |